

HINGE PUSH OPEN

Special Features

- This new hinge with special reverse spring that enables automatic opening of door by exerting small amount of pressure to the door.
- Available with magnetic push open fittings.
- Available in Full Overlay, Half Overlay and Inset. For shutter thickness of 16mm to 19mm.
- Max. opening: 105°.
- Max. Shutter size: 34" x 22" (850mm x 550mm) for 2 hinges.

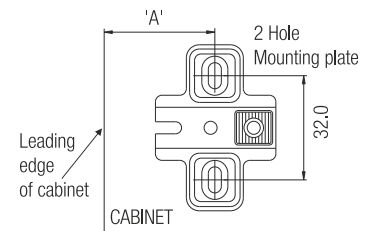
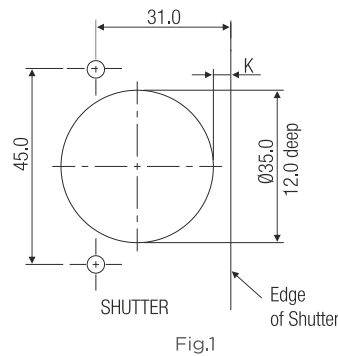


Specifications

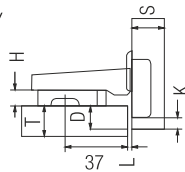
Item	Code Nos.	'A' mm	Finish
Hinge Push Open (with Magnetic Push Open Fittings)	HPO1-POM	37.0	NP
	HPO2-POM	37.0	
	HPO3-POM	37+S	

S=Thickness of shutter

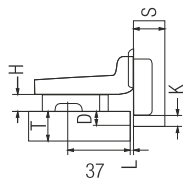
D	K	3	4	5	6	7
Overlay		18	19	20	21	22
Half Overlay		9	10	11	12	13
Inset		-2	-3	-4	-5	-6



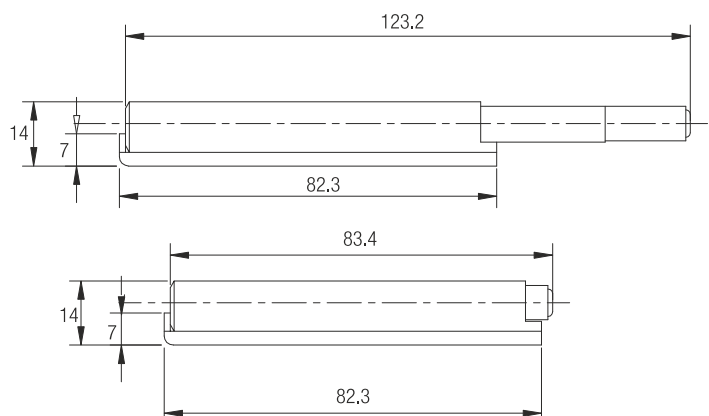
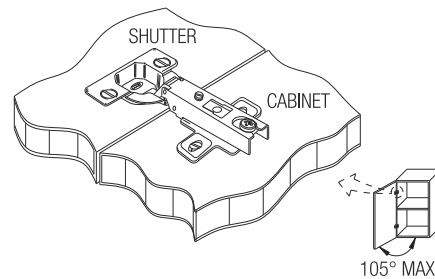
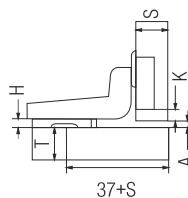
FULL OVERLAY



HALF OVERLAY



INSET



Caution

For efficiency and durability.

- To avoid damage to hinge, do not force the door to exceed 105°.
- Do not apply paint or polish.
- Hinges must be parallel.
- The hinges must not be hammered.