



FLOOR SPRING - 75V



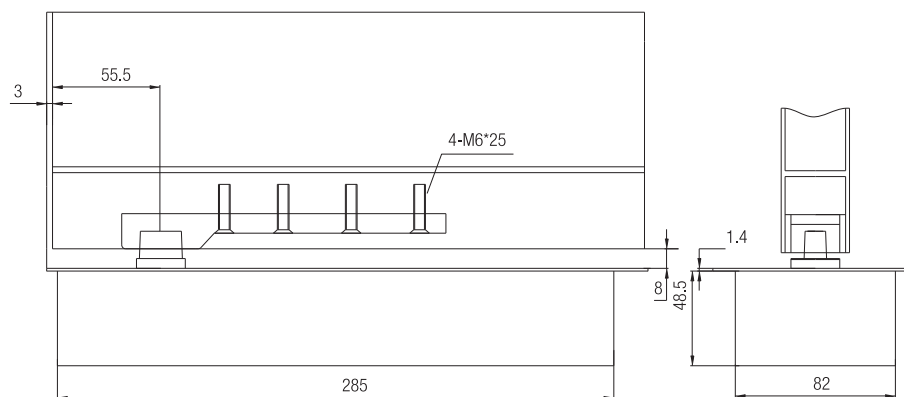
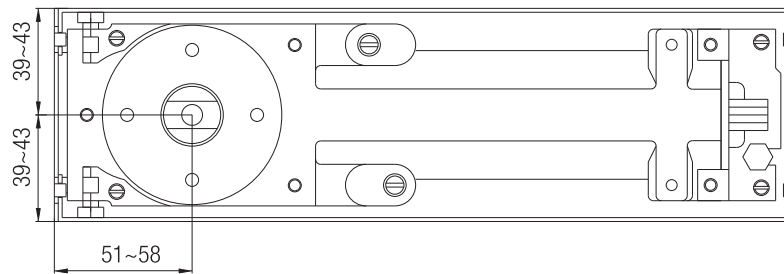
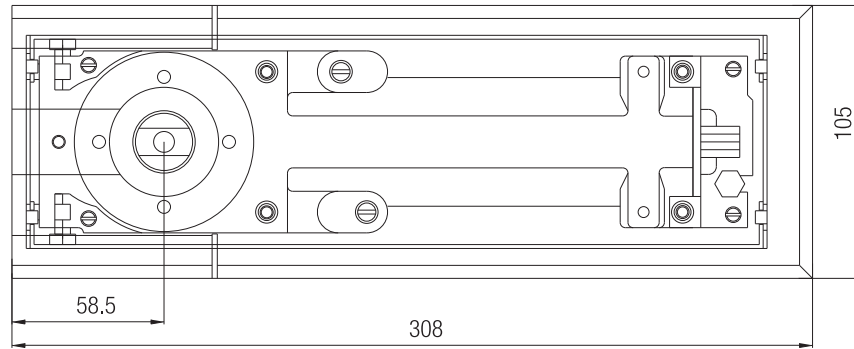
Special Features

- 5,00,000 cycles tested
- Universal application - Load adjustment from 60 kg to 150 kg
- Door Width - 600 - 1100mm
- Max opening angle - 360°
- Hold Open function at any point between 90° to 105° and -90° to -105°
- Floor spring mechanism can be adjusted in 3 dimension for perfect alignment.
- Two-stage speed adjustment, position can be adjusted all around up and down.
- Closing force adjustment from EN2 to EN4.



Specifications

Item Code	Max. Door Width (mm)	Max Door Weight (kgs)	Finish
DFS - 75V	600-1100	60 - 150	BS



- Backcheck Control
- Back to Closed Position Area
- Arbitrary point positioning

